

THE JUDICIAL INSPECTORATE FOR  
CORRECTIONAL SERVICES

# SECOND QUARTERLY REPORT

1 July - 30 September 2019

INSPECTING JUDGE:  
JUSTICE JOHANN VAN DER WESTHUIZEN



**JICS**

Judicial Inspectorate for  
Correctional Services





THE JUDICIAL  
INSPECTORATE FOR  
CORRECTIONAL SERVICES  
SECOND  
QUARTERLY  
REPORT

1 July - 30 September 2019

INSPECTING JUDGE:  
JUSTICE JOHANN VAN DER WESTHUIZEN



# TABLE OF CONTENTS

<b>EXECUTIVE SUMMARY</b>	<b>7</b>
<b>PART A: PERFORMANCE INFORMATION AND OVERSIGHT REPORT</b>	<b>8</b>
1. Performance information	8
1.1. Inspections	8
1.2. Investigations	9
1.3. Complaints	10
1.4. Mandatory reporting	12
<b>PART B: DIRECTORATE MANAGEMENT REGIONS</b>	<b>13</b>
2. Independent Correctional Centre Visitors (ICCVs)	13
2.1. Minimum Standard of Service Delivery (MSSD)	13
2.2. Complaints management	14
2.3. Stakeholder/Visitor Committee (VC) involvement	15
2.4. Report on the number of state patients	16
2.5. JCPS cluster interventions	17
2.6. Foreign nationals (Sentenced & Remand Detained) in correctional centres	19

<b>PART C: HUMAN RESOURCES</b>	<b>20</b>
3. Organisational Structure	20
3.1. Approved structure as at 30 September 2019:	20
3.2. Independent Correctional Centre Visitors (ICCVs) establishment	20
3.3. Employment equity	20
3.4. Performance Management	21

<b>PART D: FINANCE AND SCM</b>	<b>22</b>
4. Budget	22
5. Expenditure	22
6. Fleet/Transport Management	22
7. Property and Facilities Management	23

<b>PART E: INFORMATION TECHNOLOGY</b>	<b>24</b>
8. Procurement of ID Card Printers	24

<b>PART F: MEDIA AND COMMUNICATIONS</b>	<b>25</b>
9. Media and Internal Communication	25
9.1. Government Communications Forum	25

<b>LIST OF TABLES AND FIGURES</b>	
Table 1: Inspections conducted (1 July - 30 September 2019)	8
Table 2: Investigation requests (1 July - 30 September 2019)	9
Table 3: Complaints received for the quarter (1 July - 30 September 2019)	10
Table 4: Complaints handled by regions (1 July - 30 September 2019)	10
Table 5: Complaints per category (1 July - 30 September 2019)	15
Table 6: Complaints referred by DLS to the regions (1 July - 30 September 2019)	15
Table 6: VC meetings (1 July - 30 September 2019)	15
Table 7: VC meetings (1 July - 30 September 2019)	16
Table 8: Number of state patients per management region (1 July - 30 September 2019)	16
Table 9: JCPS cluster interventions (1 July - 30 September 2019)	18
Table 10: Statistics on the number of foreign nationals in DCS correctional facilities (1 July - 30 September 2019)	19
Table 11: ICCV filled and vacant post percentage as at 30 September 2019	20
Table 12: Employment equity as at 30 September 2019	20
Table 13: Property and facility management as at 30 September 2019	23
Table 14: Workstation setup and installation	24
Figure 1: Percentage of complaints per category (1 July - 30 September 2019)	11
Figure 2: Complaints referred to JICS Management Regions (1 July - 30 September 2019)	12
Figure 3: MSSDs for ICCVs per management region (1 July - 30 September 2019)	13
Figure 4: Budget 2019/20 financial year	22
Figure 5: Internal and external communications (1 July - 30 September 2019)	25

## List of Abbreviations

AC	Area Commissioner
CC	Correctional Centre
CEO	Chief Executive Officer
CFO	Chief Financial Officer
CMCs	Case Management Committees
CMR	Central Management Region
Cnr	Corner
CPA	Criminal Procedure Assessment
CSA	Correctional Services Act 111 of 1998
DCS	Department of Correctional Services
DOH	Department of Health
DPP	Director of Public Prosecutions
ECMR	Eastern Cape Management Region
HCC	Head of Correctional Centre
HOC	Head of Centre
ICCVs	Independent Correctional Centre Visitors
IJ	Inspecting Judge
ISS	Integrated Security System
IT	Information Technology
JICS	Judicial Inspectorate for Correctional Services
KZNMR	KwaZulu-Natal Management Region
LGBTIQ	Lesbian, Gay, Bisexual, Transgender, Intersex and Queer
MIS	Management Information System
MSSD	Minimum Standard of Service Delivery
NMR	Northern Management Region
PCN	Public Calling for Nominations
PEEC	Provincial Efficiency and Enhancement Committee
PMDS	Performance Management Development System
RDs	Remand Detainees
ROC	Record Of Confirmation
SCOA	Standard Chart of Accounts
SMR	Strategic Midterm Review
VC	Visitors Committee
VCCO	Visitors Centre Coordinators
WCMR	Western Cape Management Region

# EXECUTIVE SUMMARY

This report outlines the performance of the Judicial Inspectorate for Correctional Services (JICS) for the second quarter of the 2019/20 financial year. JICS overall performance is based on its legislative mandate as stipulated in the Correctional Service Act (CSA), Act 111 of 1998.

JICS conducted thirty-six inspections as per section 90(1) of the CSA, and as scheduled on the JICS national inspection plan. One centre was rated unsatisfactory due to overcrowding, deteriorating infrastructure, sentenced inmates and remand detainees not separated in the centre, as per legislation. Section 90(5) of the CSA stipulates that for the purposes of conducting an investigation, the Inspecting Judge (IJ) may make any enquiry and hold hearings. Seven investigations were conducted in this quarter, with the highest number related to suicides.

In accordance with section 90(2) of the CSA, JICS dealt with 8652 inmate complaints received through ICCVs (section 2.2 of the report). These complaints were managed within the respective regions. There were 133 complaints handled by the complaints unit (section 1.3. of the report) in the JICS national office, which were categorised as follows:

- Assault (official on inmate): 29 complaints
- Complaints concerning transfer: 28 complaints
- Assault (inmate of inmate): 18 complaints.
- Complaints concerning parole: 14 complaints

(The proportion of complaint category fluctuates from quarter to quarter depending on inmate complaints in the various centres)

Mandatory reporting as stipulated in section 15, 30, 31, and 32 of the CSA were reported by DCS on a manual reporting system. There is a significant drop in statistics due to the non-functioning MIS. As at 30 September 2019, the statistics on mandatory reporting were reported as follows:

- Natural deaths: 88
- Unnatural deaths: 31
- Segregations: 817
- Mechanical restraints: 9
- Use of force: 75

Section 2.1 outlines the Minimum Standards of Service Delivery (MSSD) of ICCVs computing 1901 centre visits, 43 407 inmate interviews and 9849 private consultations with inmates. Twenty two Visitors Committee meetings were held for the quarter under review.

Section 2.6 highlights the number of foreign nationals in our correctional facilities, with a high concentration in the Northern Management Region (NMR). JICS attended Justice Crime Prevention and Security (JCPS) cluster intervention meetings, (see table 8), to discuss matters such as children in correctional facilities, correctional supervisory reports, remission/overcrowding etc.

JICS is monitoring the number of state patients in correctional facilities, the condition of the special care units and hospitals. The number of state patients in our correctional centres equalled 117 sentenced males, 44 Remand Detainees (RDs) males and 1 RD female. DCS is continuously requested to address the housing of state patients with the Department of Health (DoH).

# PART A: PERFORMANCE INFORMATION AND OVERSIGHT REPORT

## 1. Performance information

### 1.1 Inspections

All 36 inspections as scheduled on the JICS national inspection plan were conducted for the quarter. The table below illustrates statistical information on the inspections.

No.	Facility	JICS region	Inspection conducted	Inspection postponed
1.	Allandale	WCMR	√	-
2.	Hawequa	WCMR	√	-
3.	Pietermaritzburg Medium B	KZNMR	√	-
4.	Pietermaritzburg Medium A	KZNMR	√	-
5.	Fauresmith	CMR	√	-
6.	Edenburg	CMR	√	-
7.	Barkly East	EC	√	-
8.	Jansenville	EC	√	-
9.	Graaf Reinet	EC	√	-
10.	Kgosi Mampuru II Central	NMR	√	-
11.	Zonderwater Med A	NMR	√	-
12.	Worcester Male	WCMR	√	-
13.	Worcester Female	WCMR	√	-
14.	Klerksdorp	CMR	√	-
15.	Lichtenburg	CMR	√	-
16.	Rooigrond Medium A	CMR	√	-
17.	Zeerust	CMR	√	-
18.	Durban Female	KZNMR	√	-
19.	Maphumulo	KZNMR	√	-
20.	Stanger	KZNMR	√	-
21.	Elliotdale	ECMR	√	-
22.	Idutywa	ECMR	√	-
23.	Middelburg MP	NMR	√	-
24.	Witbank	NMR	√	-
25.	Warmbokveld	WCMR	√	-
26.	Goodwood	WCMR	√	-
27.	De Aar	CMR	√	-
28.	Colesburg	CMR	√	-
29.	Vryheid	KZNMR	√	-
30.	Ncome Med B	KZNMR	√	-
31.	Boksburg Juvenile	NMR	√	-
32.	Johannesburg Med B	NMR	√	-
33.	Fort Beaufort	ECMR	√	-
34.	Middledrift	ECMR	√	-
35.	Nigel Male	NMR	√	-
36.	Willowvale	ECMR	√	-

Table 1: Inspections conducted (1 July - 30 September 2019)

### Ratings as per facility inspections:

Good: 11

Satisfactory: 26

Unsatisfactory: 12

Unrated facilities: 8

The centre that was rated unsatisfactory is:

- Colesburg in CMR

#### 1.1.1 Inspections: Overview, Findings/Recommendations/Critical interventions

No critical interventions identified.

#### 1.1.2 Reporting of inspections to IJ/Judge/Magistrates

Nil

#### 1.1.3 Inspections by the IJ/Judges/Magistrates

##### Judge S Chesuwe

Bethlehem Correctional Centre: 11 September 2019

- The approved population of the centre is 108 (both sentenced inmates and remand detainees). On the date of inspection, the centre accommodated 109 sentenced inmates, 131 remand detainees and 12 juvenile remands.
- Overcrowding was manageable with remand detainees accommodated separately. Cells were found to be in good condition with some in need of maintenance. The centre has a small vegetable garden.
- Consultation room in the clinic and visiting area was found to be very small and in need of extension.
- Meals intervals adhered to in terms of DCS policies.

The condition of the centre was found to be satisfactory.

#### 1.1.4 Oversight Visits by Inspecting Judge:

Facility	JICS Region	Date of inspection	Rating of centres inspected
Goedemoed Correctional Centre	CMR	4/7/2019	Unsatisfactory
St Albans Correctional Centre	ECMR	5/7/2019	Unsatisfactory

### 1.2 Investigations

JICS conducted seven investigations for the quarter. The table below reflect the investigations.

No.	Centre	Date of investigation	Investigation topic	Status
1.	Dundee	22/7/2019	Suicide	Investigation report still outstanding
2.	Durban Medium A	6/8/2019	Suicide	Investigation report still outstanding
3.	Kgosi Mampuru II	30/8/2019	Suicide	Investigation report still outstanding
4.	St Albans Medium B Homicide	2/9/2019	Official on inmate	Investigation report still outstanding
5.	Polokwane	7/9/2019	Suicide	Investigation report still outstanding
6.	Kirkwood	25/9/2019	Suicide	Investigation report still outstanding
7.	Tswelopele	26/9/2019	Suicide	Investigation report still outstanding

Table 2: Investigation requests (1 July - 30 September 2019)

1 Jansenville in ECMR

2 Severe overcrowding, facilities unsatisfactory, sentenced inmates and RTDs not separated.

JICS await internal investigation reports from DCS as well as other documents such as autopsy and toxicology reports before the JICS investigation reports can be finalised.

### 1.2.1 Reporting of investigations to IJ/DCS/Minister:

Goedemoed – Homicide: Inmate on official and rape of another official – the report was sent to the Minister, National Commissioner and it was submitted to the Portfolio Committee on 20 September 2019.

### 1.3 Complaints

133 complaints were received from both internal i.e. ICCVs (106) and external (27) sources i.e. the public, family members, and South African Human Rights Commission, etc. Therefore the majority of complaints received (80%) were reported via internal sources and the remaining 20% were external.

Categories	Number received
Appeal	7
Assault (Inmate on Inmate)	18
Assault (Official on Inmate)	29
Assault (Sexual)	5
Attempted Suicide	1
Bail	0
Communication with Family	1
Conditions	0
Confiscation of Possession	2
Conversion of Sentence	1
Corruption	1
Food	3
Health Care	9
Hunger Strike	1
Inhumane Treatment	0
Legal Representation	0
Medical Release	1
Parole	14
Re-Classification	4
Rehabilitation Programmes	1
Remission	0
Torture	2
Transfers	28
Other	5
<b>Total</b>	<b>133</b>

Table 3: Complaints received for the quarter (1 July - 30 September 2019)



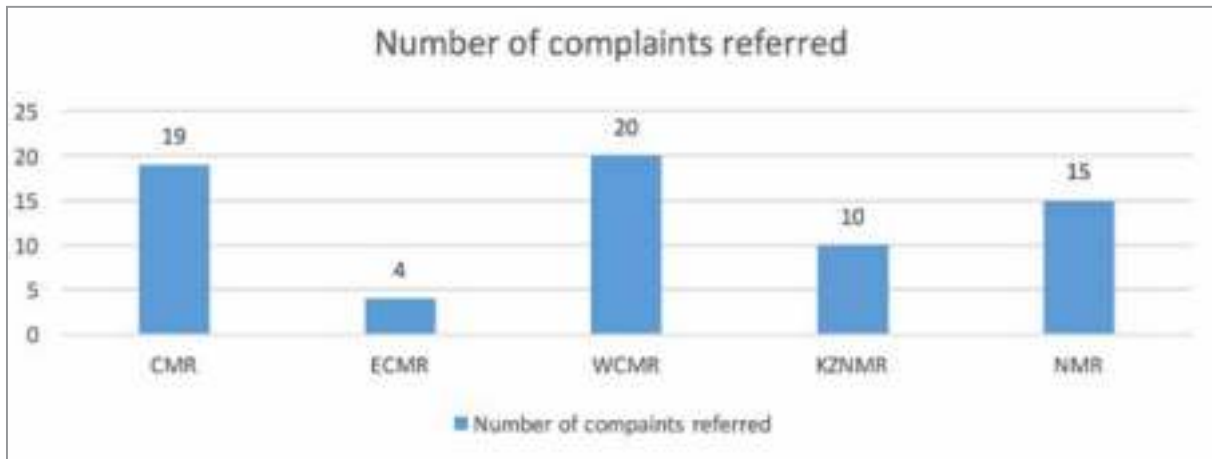


Figure 2: Complaints referred to JICS Management Regions (1 July - 30 September 2019)

## 1.4 Mandatory reporting

### 1.4.1 Unnatural deaths

31 unnatural deaths were reported by DCS for the quarter. The highest number (22) was classified as unknown causes<sup>3</sup> and the second highest (6) was classified as suicide deaths.

### 1.4.2 Natural deaths

88 deaths arising from natural causes were reported by DCS. Gauteng (22) had the highest number of deaths and Western Cape (10) recorded the lowest.

### 1.4.3 Segregations

817 segregations were reported by DCS for the quarter. Most of the reports received were from CMR at 379 and the least from ECMR at 25 for the quarter. There were no reports of appeals applied for by inmates.

### 1.4.4 Mechanical restraints

There were 9 use of mechanical restraints by officials on inmates reported for the quarter. CMR (4) had the highest number. There were no reports on mechanical restraints being used on vulnerable groups including juveniles.

### 1.4.5 Use of force

75 cases of use of force were reported. CMR received 31 reports and ECMR received the least reports at three.

The statistics for all mandatory reports were received via a manual reporting system, as the electronic system of DCS is non-functional.

<sup>3</sup> "Unnatural other" is where an apparently healthy inmate suddenly passes on and the cause of death is unknown.

# PART B: DIRECTORATE MANAGEMENT REGIONS

## 2. Independent Correctional Centre Visitors (ICCVs)

### 2.1 Minimum Standard of Service Delivery (MSSD)

MSSDs cover the services that ICCVs conduct in correctional centres, namely: site visits, interviews conducted with inmates and private consultations with inmates. The figure below depicts that ICCVs have complied with their MSSD.

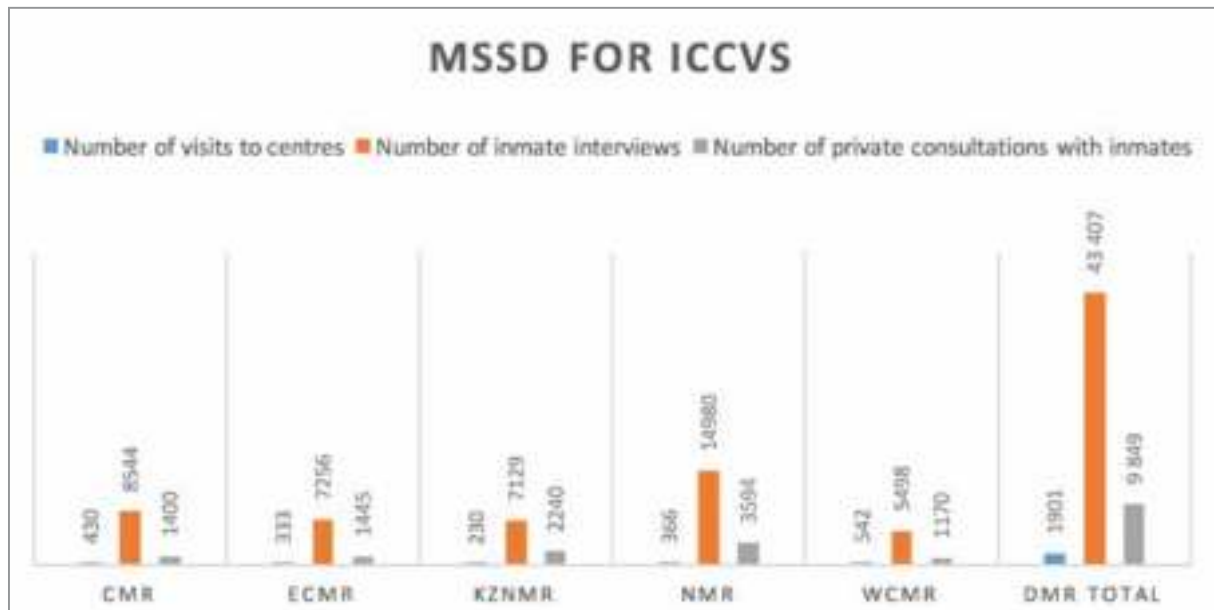


Figure 3: MSSDs for ICCVs per management region (1 July - 30 September 2019)

During site visits, the ICCV is expected to visit all communal cells, special care units, hospitals, kitchens and any other area within the correctional centre where inmates work or sleep. Site visit reports reflect the conditions under which the inmates are incarcerated, and includes rehabilitation and other services that are available at any particular correctional centre. These reports are sent to the DLS Complaints Unit, which then follow up on matters that may warrant further inspection or investigation.

#### ICCV's per region are as follows:

KZNM:	39
CMR:	34
ECMR:	38
NMR:	44
WCMR:	23
<b>Total:</b>	<b>178</b>

ICCVs are expected to conduct 25% of interviews in relation to the inmate population and 5% consultation: KZNMR inmate population is 26992 and the 25% interviews target is 6748, the actual performance was 7129. The 5% consultations target is 1350, and the actual performance 2240.

ECMR inmate population is 21134 and the 25% interviews target is 5284, the actual performance was 5498. The 5% consultations target is 1057 and the actual performance 2240.

CMR inmate population is 21965 and the 25% of interviews target is 5491, the actual performance is 8544.

The 5% consultations target is 1098 and the actual performance 1400.

NMR inmate's population is 37695 (GP) and the 25% interviews target is 9424, the actual performance is 14980. The 5% consultations target is 1885 and the actual performance 3594.

WCMR inmate's population is 29384 and the 25% interviews target is 7346 and the actual performance is 5498. The 5% consultations target is 1469 and the actual performance 1170.

The above depicts that the MSSD targets were met, except in WCMR due to shortage of staff and they don't have a permanent Regional manager and assistant regional manager.

## 2.2 Complaints management

The regions handled a number of complaints recorded by ICCVs. These complaints were resolved and finalized, however a few are still being handled by the regions. The table below reflects the number of complaints that were received by the regions at the end of this period.

Management Regions	Number of complaints received from ICCVs	Number of complaints finalized	Number of complaints pending
CMR	1126	960	166
ECMR	1136	1122	14
KZNMR	2248	1570	678
NMR	3003	3003	0
WCMR	1139	414	725
<b>TOTAL</b>	<b>8652</b>	<b>7069</b>	<b>1583</b>

Table 4: Complaints handled by regions (1 July – 30 September 2019)

The complaints/requests received from ICCVs were audited and the region was satisfied with the manner in which they were dealt with by the HCCs. When handling complaints that fall under the jurisdictional mandate of JICS, VCCO's and ICCVs are regularly encouraged to handle the complaints more effectively. This action reduces the unnecessary delays in complaints management.

Some of the complaints that fall outside the jurisdictional mandate of JICS, were referred to relevant institutions for substantive intervention, however most are still outstanding, because those institutions have not responded. However those unresolved complaints have been referred to the Visitors Committee.

Complaints handled in regions, per category:

Nature of complaint and total.	CMR		ECMR		KZNMR		NMR		WCMR		Total per category
	In	Ext	In	Ext	In	Ext	In	Ext	In	Ext	
Appeal	97		56		202		65		7		427
Assault (Inmate on Inmate)	46		9		13		36		3		107
Assault (Official on Inmate)	52		1		8		13		2		76
Assault (Sexual)	0				0		5		3		8
Bail	11				438		159		94		702
Communication with Family	40		175		164		375		62		816
Conditions	1		1		65		140		67		274
Confiscation of Possession	0				3		6		2		11
Conversion of Sentence	0				2		0		2		4
Corruption	2				0		0		0		2

Nature of complaint and total.	CMR		ECMR		KZNMR		NMR		WCMR		Total per category
	In	Ext	In	Ext	In	Ext	In	Ext	In	Ext	
Food	26		3		57		145		68		299
Health Care	91		104		51		164		120		530
Hunger Strike	1				0		3		0		4
Inhumane Treatment	7		1		7		0		59		74
Legal Representation	59		24		152		227		75		537
Medical Release	0				3		1		0		4
Parole	8		90		28		154		77		357
Re-Classification	32		2		11		46		49		140
Rehabilitation Programmes	30		11		51		138		66		296
Remission	5				0		0		3		8
Request for Social Worker	0				0		63		45		108
Torture	0		1		0		0		0		1
Transfer	156		65		378		369		75		1043
Other	313		592		613		894		200		2612
Attempted Suicide	149		1		2		1		60		213
<b>Total Complaints</b>	<b>1126</b>		<b>1136</b>		<b>2248</b>		<b>3003</b>		<b>1139</b>		<b>8652</b>

Table 5: Complaints per category (1 July – 30 September 2019)

#### Complaints referred from the DLS (complaints unit):

68 complaints were received through the complaints unit. These complaints were then referred to the regions for management and 29 were finalised, however 39 are outstanding.

Management Regions	Number of complaints Received from DLS	Number of complaints finalized	Number of complaints pending	Remarks
CMR	16	11	5	None
ECMR	8	4	4	Transfer requests are taking longer to finalise due to the waiting period.
KZNMR	12	9	3	None
NMR	12	3	9	Region collecting information to rectify two reference numbers that were repeated, however the details of the inmates are not the same.
WCMR	20	2	18	Awaiting feedback from DCS
<b>TOTAL</b>	<b>68</b>	<b>29</b>	<b>39</b>	-

Table 6: Complaints referred by DLS to the regions (1 July - 30 September 2019)

### 2.3 Stakeholder/Visitor Committee (VC) involvement

The VC stakeholders have a legislative mandate to manage unresolved complaints. VC meetings are scheduled to sit on a quarterly basis. Twenty six were scheduled for the second quarter, however only 22 VC meetings were held. This was due to the high number of ICCV vacancies in other management regions that rendered some of the VCs not fully operational.

Region	Planned VC meetings	Actual number of VC meetings held	Number of complaints resolved	Reasons for deviation from the planned meetings	Corrective steps if planned meetings not achieved
CMR	8	7	12	Rustenburg VC could not materialise as planned because of the limited number of ICCVs from Rustenburg area.	N/A
ECMR	4	4	14	N/A	N/A
KZNMR	7	4	0	Some of the VC's could not be held due to high ICCV vacancy rate.	All VCs are scheduled to be convened as from October 2019.
NMR	0	0	0	N/A	N/A
WCMR	7	7	5	N/A	N/A
<b>DMR TOTAL</b>	<b>26</b>	<b>22</b>	<b>31</b>	<b>N/A</b>	<b>N/A</b>

Table 7: VC meetings (1 July - 30 September 2019)

## 2.4 Report on the number of state patients

In this quarter the number of state patients are categorised in our correctional centres as follows: 117 sentenced male, 44 RD males and one female RD (the table below illustrates). DCS must strive to arrange with DoH to house these state patients in mental health institutions, because they pose a danger to themselves and others while being housed in correctional centres. They do not have a locus standi should they assault any person and they are also vulnerable to other inmates who might take advantage of their medical condition. DCS nurses are not trained/equipped to look after them.

Region	Number of state patients per region				Remarks Please remark on the use of section 49 D (RDs), Section 79 (Sentenced Inmates) by DCS.
	Sentenced males	Sentenced females	Male remand detainees	Female remand detainees	
ECMR	77	0	0	0	There is marked improvement in the movement of inmates to psychiatric hospitals in the region.
KZNMR	0	0	36	1	The purpose of this oversight is to invite the Judiciary; Department of Health and other stakeholders with vested interest in correction, to see the plight under which these individuals are incarcerated.
CMR	40	0	0	0	N/A
WCMR	0	0	0	0	N/A
NMR	0	0	8	0	Awaiting beds at mental health institutions.
<b>TOTAL</b>	<b>117</b>	<b>0</b>	<b>44</b>	<b>1</b>	-

Table 8: Number of state patients per management region (1 July - 30 September 2019)

## 2.5 JCPS cluster interventions

CMR	<p><b>Regional Efficiency Enhancement Committee (REEC) Meeting</b>  <b>Date of Meeting:</b> 14 August 2019</p>
	<p><b>Matters discussed:</b> Children in correctional facilities</p>
	<p><b>Resolutions:</b> JICS to engage with the Provincial Child Justice Forum (PCJF) to discuss the matter. JICS to follow up with SAPS on inquests regarding deaths in correctional centres and cases.</p>
	<p><b>Provincial Child Justice Forum Meeting</b>  <b>Date of Meeting:</b> 21 August 2019</p>
	<p><b>Matters discussed:</b> Children in correctional facilities</p>
	<p><b>Resolutions:</b> JICS will host the next meeting through the VC meeting at Grootvlei CC on the 16<sup>th</sup> October 2019.</p>
	<p><b>Regional Efficiency Enhancement Committee (REEC) Meeting</b>  <b>Date of Meeting:</b> 14 August 2019</p>
	<p><b>Matters discussed:</b> Children in correctional facilities</p>
	<p><b>Resolutions:</b> JICS to engage with the PCJF to discuss the matter. JICS to follow up with SAPS on inquests regarding deaths in correctional centres and cases.</p>
	<p><b>Provincial Child Justice Forum Meeting</b>  <b>Date of Meeting:</b> 21 August 2019</p>
	<p><b>Matters discussed:</b> Children in correctional facilities</p>
	<p><b>Resolutions:</b> JICS will host the next meeting through the VC meeting at Grootvlei CC on the 16<sup>th</sup> October 2019.</p>
	<p><b>Regional Efficiency Enhancement Committee (REEC) Meeting</b>  <b>Date of Meeting:</b> 14 August 2019</p>
<p><b>Matters discussed:</b> Children in correctional facilities</p>	
<p><b>Resolutions:</b> JICS to engage with the PCJF to discuss the matter. JICS to follow up with SAPS on inquests regarding deaths in correctional centres and cases.</p>	
<p><b>Provincial Child Justice Forum Meeting</b>  <b>Date of Meeting:</b> 21 August 2019</p>	
<p><b>Matters discussed:</b> Children in correctional facilities</p>	
<p><b>Resolutions:</b> JICS will host the next meeting through the VC meeting at Grootvlei CC on the 16<sup>th</sup> October 2019.</p>	
ECMR	<p><b>Date of Meeting:</b> 26 July 2019 (PEEC)  DEEC meetings were held on 25 July 2019 and 29 August 2019. The September meeting has been postponed until October 2019.</p>
	<p><b>Matters discussed:</b> Report on crucial infrastructural upgrades at court buildings. Department of Public Works (DPW) made a presentation of the amount of projects budgeted for the financial year (2019/2020) that will include renovations in most of the courts at Mthatha Area (Cluster A). Current LLB Curriculum requires a review. JICS presentation on overcrowding and the death seminar focusing mostly on the recommendations and the inquest process.</p>
	<p><b>Matters discussed at DEEC:</b>  Court performance, problems with interpreter availability, correctional supervision reports and SAP69's not available.</p>
	<p><b>Resolutions:</b> Training of attorneys was also presented as a proposal to the challenges that are experienced by judges at the courts, especially in basic principles (discipline and others).  Date of the next PEEC meeting: 11 October 2019.  Date of next DEEC meeting: 24 October 2019</p>
KZNMR	<p><b>Meetings attended:</b></p> <ul style="list-style-type: none"> <li>On the 23<sup>rd</sup> July 2019, JICS was invited to give a presentation at a seminar that was hosted by Unite Africa, a civil society organisation.</li> <li>On the 23<sup>rd</sup> August 2019 JICS attended KZN Forensic Mental Health Inter-sectorial Committee meeting and held an oversight visit at Pietermaritzburg Med A, which is one of the targeted correctional centres where mental health users, state patients, and awaiting observation cases are accommodated.</li> </ul>

<b>KZNMR</b>	<p><b><u>Matters discussed:</u></b></p> <ul style="list-style-type: none"> <li>• Daunting challenges experienced by asylum seekers; refugees and migrants living in South Africa. Whilst xenophobia is a global sensation, South Africa is unique in its trend of xenophobic violence in different forms. Foreign nationals are vulnerable and targeted. We are of the view that some of the foreign nationals who are detained in our correctional centres might become victims of xenophobia.</li> </ul> <p><b>At the mental health meetings</b> the following matters were discussed:</p> <ol style="list-style-type: none"> <li>1. Establishment of the KZN Inter-sectorial Committee (Forensic Mental health) consisting of representatives from various departments to promote, facilitate and regulate co-operation between the departments in relation to the handling and treatment of forensic patients.</li> <li>2. Discussed terms of reference of the Inter-sectorial Committee and regulate its attendance. Among others the Inter-sectorial Committee's function will be as follows: <ul style="list-style-type: none"> <li>• Ensure that the most effective mechanisms are utilized to deal speedily with accused who are declared forensic patients.</li> <li>• Ensure speedy admission to psychiatric hospitals and reduce periods of detention in DCS facilities.</li> <li>• Determining the challenges that are affecting the efficient handling and treatment of forensic patients.</li> <li>• Develop collaborative action plans and speedy resolutions relating to identified challenges affecting forensic patients.</li> <li>• Ensure inter-sectorial participation in the management of forensic patients.</li> <li>• Develop and monitor the forensic mental health master plan.</li> </ul> </li> <li>3. Staffing issues/shortage of key personnel within Mental Health Directorate. <ul style="list-style-type: none"> <li>• Inappropriate referrals – minor offences and challenges with ID documents for patients were some of the issues discussed.</li> </ul> </li> </ol>
	<p><b><u>Resolutions:</u></b></p> <ol style="list-style-type: none"> <li>4. At the meeting held on 23<sup>rd</sup> July 2019, the unfolding of the Immigrants' Orientation Program in South Africa, an attempt to incorporate and create cohesion by providing essential information: various aspects of the host communities' lifestyles, immigration laws, and by-laws etc. This will build trust and understanding between immigrants and the locals, which results in unity and therefore probably avoiding violent attacks against each other.</li> </ol> <p>Resolutions taken at the mental health meeting were the following:</p> <ul style="list-style-type: none"> <li>• Office-bearers were dissolved and the Forensic Mental health inter-sectorial committee will be under the chairpersonship of Department of Health, chairperson to be nominated by the HOD of Health.</li> <li>• Regulating of representation: Meeting will be convened quarterly. JICS will be represented and the committee will allow a maximum of five (5) co-opted attendees by special invite that may possess information or have knowledge on issues related to the business of the committee.</li> <li>• The Department of Correctional Services to update list and provide all cases of clients, where they are, the waiting period to monitor and urgently look at those cases where there is possible neglect.</li> <li>• Training of SAPS on the provisions of the Mental Health Act in order to clarify their mandate.</li> </ul>
<b>NMR</b>	<p><b><u>Date of Meeting:</u></b> No meeting attended for the quarter.</p> <p><b><u>Matters discussed:</u></b> None.</p> <p><b><u>Resolutions:</u></b> None.</p>
<b>WCMR</b>	<p><b><u>Matters discussed:</u></b> Remission/overcrowding at some of the management areas in Western Cape. Example, Allandale which is at 236% overcrowded. Request for JICS to draft a report on overcrowding and raise the issue of remission for certain inmates, to be submitted to DCS, Minister, Portfolio Committee and Presidency so that the issue of overcrowding at the various centres can be addressed.</p> <p><b><u>Resolution:</u></b> ICCVs at Allandale arranged an awareness campaign on the 28 August 2019 by inviting area commissioner and officials of DCS to discuss the process of appeals and review of sentences with inmates. Section 62 f and 63 A bail applications are submitted to court weekly. Paarl court responds by shortlisting inmates for AVR court. Another matter discussed was joint priority areas for SAPS, Justice and DCS.</p>

Table 9: JCPS cluster interventions (1 July - 30 September 2019)

## 2.6 Foreign nationals (Sentenced & Remand Detained) in correctional centres

The information was obtained through the ICCVs in the region. There are 23252 foreign nationals incarcerated within our correctional system. There are three major challenges experienced by foreign national inmates in our correctional centres and detained cells: 1) Language: Foreign national inmates do not understand the DCS staff and vice versa, leading to numerous difficulties. 2) Maintaining contact with family members: This is due to distance/cost of keeping in touch. JICS has also found several foreign nationals who are not being visited by their families or the consulate department. 3) Deportation: DCS and JICS should open a dialogue at various forums that address these challenges affecting foreign nationals in our correctional centres and look at measures to address these challenges through the oversight bodies and promote the rights of foreign nationals in our country.

Regions	Number of foreign nationals Incarcerated				Remarks
	Sentenced		Remand detainees		
	Male	Female	Male	Female	
CMR	1189	7	664	3	None
ECMR	112	3	0	0	None
KZNMR	289	8	359	3	The foreign national inmates are mostly concentrated at the Durban Correctional Centre (CC); Pietermaritzburg Med A CC has predominantly Malawian & Mozambique nationals and Matatiele CC predominantly Lesotho nationals.
NMR	8401	0	10785	0	None
WCMR	761	31	620	17	The majority of foreign nationals incarcerated in our facilities are from Zimbabwe.
<b>TOTAL</b>	<b>10752</b>	<b>49</b>	<b>12 428</b>	<b>23</b>	-

Table 10: Statistics on the number of foreign nationals in DCS correctional facilities (1 July - 30 September 2019)

# PART C: HUMAN RESOURCES

## 3. Organisational Structure

### 3.1 Approved structure as at 30 September 2019:

- There are 86 approved and funded positions on the fixed establishment.
- Eight vacant positions.
- There are 12 additional fixed-term (contract) positions on the post establishment.
- JICS vacancy rate at 30 September 2019 is 9.30%.

### 3.2 Independent Correctional Centre Visitors (ICCVs) establishment

Filled posts	173/78%
Vacant posts	43/20%
Correctional Centres under construction	5/2%
Total number of ICCV posts	221

Table 11: ICCV filled and vacant post percentage as at 30 September 2019

### 3.3 Employment equity

Level	Males				Females				Total
	African	Co-loured	Indian	White	African	Co-loured	Indian	White	
Top Management (Level 15-16)	-	-	-	-	-	-	-	-	-
Senior Management (Level 13 – 14)	1	-	1	-	-	-	-	-	2
Professionally qualified and experienced specialists and mid-management (Level 11-12)	3	1	1	2	-	1	-	-	8
Skilled technical and academically qualified workers, junior management supervisors, foreman and superintendents (Level 7-10)	14	8	-	-	19	3	1	-	46
Semi-Skilled and discretionary decision making (Level 3-6)	6	1	-	-	10	5	-	-	22
Unskilled and defined decision making (Level 1-2)	1	-	-	-	-	-	-	-	1
<b>Total</b>	<b>25</b>	<b>10</b>	<b>2</b>	<b>2</b>	<b>29</b>	<b>9</b>	<b>1</b>	<b>-</b>	<b>78</b>
<b>Non-permanent</b>	3	1	-	1	4	3	-	-	12
<b>ICCVs</b>	58	7	2	-	92	14	-	-	173
<b>Total</b>	<b>86</b>	<b>18</b>	<b>4</b>	<b>3</b>	<b>125</b>	<b>26</b>	<b>1</b>	<b>-</b>	<b>263</b>

Table 12: Employment equity as at 30 September 2019

**3.4 Performance Management**

**Year under review - 2018-2019**

Final assessment – 74 performance agreements captured on PERSAL  
Moderation for Level 1-7 (10-11 October 2019)  
Moderation for Level 8-10 (15-16 October 2019)

**Year under review - 2019-2020**

73 of 78 new performance agreements received despite the deadline of 31 May 2019.



# PART D: FINANCE AND SCM

## 4. Budget

Budget for 2019/2020 financial year as at 30 September 2019

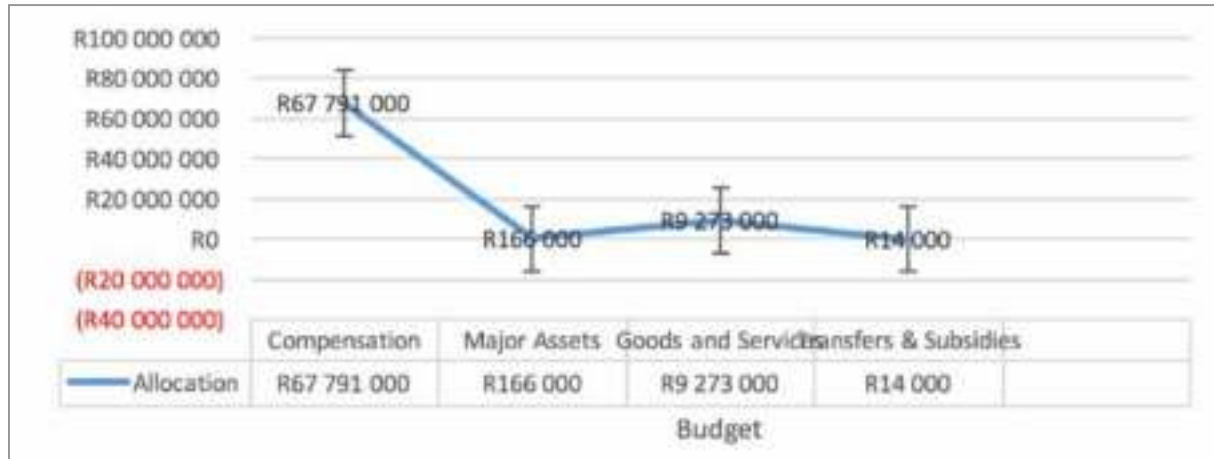


Figure 4: Budget 2019/20 financial year

## 5. Expenditure

Expenditure for the period 1 April 2019 to 30 September 2019:  
R 31 372 376.44.

### Available Budget as at 30 September 2019

R 44 337 413.31

### Commitments

R 1 534 210.25

### Reasons for Over and/or Under Spending for the Financial Year 2019/2020

#### Standard Chart of Accounts (SCOA) Items: Underspending by 7.40%

#### Compensation of Employees: Deviation | 10.43% underspent

- Underspending due to recruitment and selection process of all vacant and funded posts that have not been concluded yet.

#### Goods and Services: Deviation | 11.23% overspent

- Overspending due to travelling expenses and other operational tasks.

#### Capital Assets: Deviation | 188.31% overspent

- Overspending due to orders for finance leases generated for the entire financial year.

#### Transfers & Subsidies: Deviation | 3.60% underspent

- Underspending due to GG vehicles that will be renewed during the course of the financial year.

## 6. Fleet /Transport Management

### Fleet of Vehicles

Status of JICS Current Vehicles/fleet as at 30 September 2019.

- Vehicle fleet summary: 27 Vehicles

**Fleet operating cost for period under review:**

July 2019: R 57 321.33

August 2019: R 50 708.67

September 2019: R 89 560.39

The total fleet operating cost for the 2nd quarter is R 197 590.39.

## 7. Property and Facilities Management

**New/Envisaged Property**

- Pretoria Head Office temporarily accommodated at the Ministers Office SALU Building Pretoria.
- Eastern Cape Management Region is temporarily being accommodated at East London Magistrate court at no cost to JICS.

Physical Address	Type Of Agreement	Status On 30 September 2019	Monthly Rental
Western Cape Management Region: 9 <sup>th</sup> Floor, Standard Bank Building, 1 Thibault Square, Cnr Long & Hans Strijdom Avenue, Cape Town	Lease agreement	New lease agreement Approved by DPW from 2018.04.03 for three years.	R 149 632.29
Central Management Region: 3rd floor, 62 Andrew Street, Bloemfontein	Lease agreement	New lease agreement Approved by DPW from 2018.04.03 for three years.	R76 066.50
Northern Management Area: 265 West Ave, Tuinhof, Karee (West Block) Centurion	Month to month lease agreement.	Tender process for procurement of new office accommodation for the region, including the office of the IJ to be facilitated by the Department of Public Works.	R 29 536.80
KZN Management Region: 8th floor, 275 Anton Lembede Street, Durban	Lease agreement	New lease agreement Approved by DPW from 2018.04.03 for three years.	R48 441.71

Table 13: Property and facility management as at 30 September 2019

# PART E: INFORMATION TECHNOLOGY

## 8. Procurement of ID Card Printers:

- JICS procured an ID card printer to print identification cards for all staff.
- All JICS permanent and contract staff have been issued with JICS ID cards.

### Distribution and allocation of laptops:

Five laptops were distributed to the regions for Inspectors and Senior Case Officer. This will enable them to also work offsite.

- WCMR: 1 laptop
- ECMR: 1 laptop
- KZNMR: 1 laptop
- CMR: 1 laptop
- Pretoria 1 laptop

### General IT Support:

Procurement of cartridges/toners and drum units.

- 49 printer cartridges/toners were procured for all regions.
- 7 drum units were procured.

### Workstation/computer setup and installation.

10 computers were installed and configured for new JICS officials throughout the regions.

Region	JICS Official
WCMR	Admin Clerk: Finance Admin Clerk: Supply Chain Management ICCV Payments Clerk Regional Admin Clerk Data Capturer: ICCV
KZNMR	Auxiliary Clerk Data Capturer: ICCV
NMR	Data Capturer: ICCV
CMR	Regional Admin Clerk
Pretoria	Senior Case Officer

Table 14: Workstation setup and installation

### Challenges

The Management Information System (MIS) has not been functional since January 2018.

### Solutions

Department of Correctional Services – GITO is re-engineering the system to integrate it to the E-Corrections for DCS. The rolling out of the new system is scheduled for 31 December 2019.

# PART F: MEDIA AND COMMUNICATIONS

## 9. Media and Internal Communications

JICS engaged in a number of media activities namely: media releases, requests, alerts and internal communication in the second quarter (July – September 2019). The media had enquiries on a number of matters, however concentrated on the following:

- JICS overcrowding survey
- Scanners at seven correctional centres
- Westville correctional centre videos
- St Albans conditions
- Juvenile imprisonment
- R Krejcir and allegations of attempted murder
- Prison death St Albans
- Judge rules that Inspectorate must be given independence (Sonke Judgement)
- Overcrowding
- Goedemoed Correctional Centre Incident

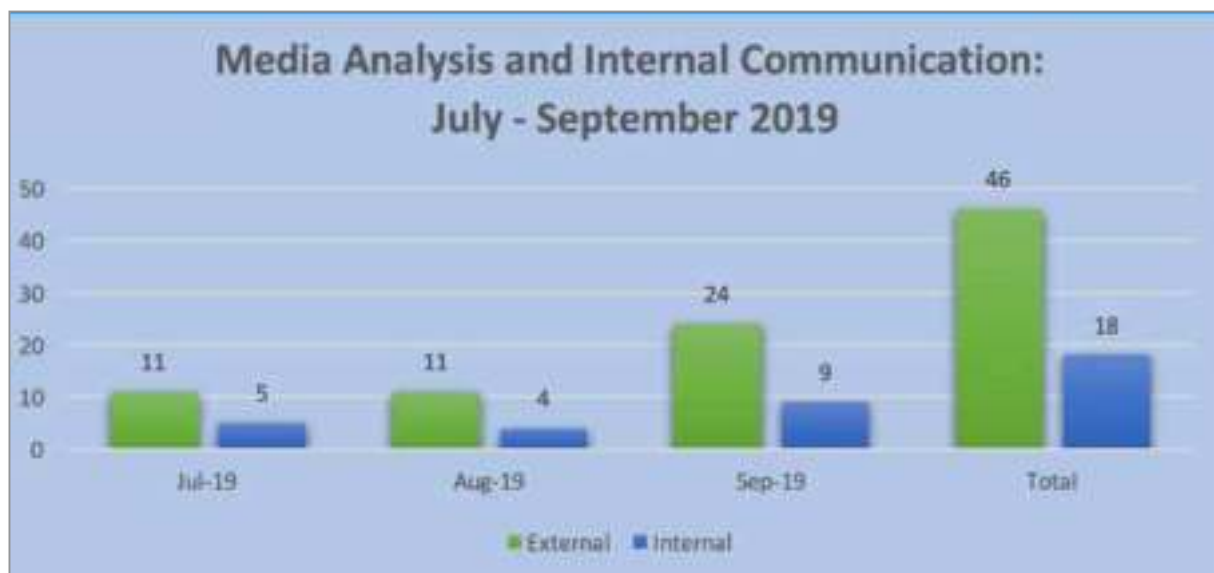


Figure 5: Internal and external communications (1 July - 30 September 2019)

### 9.1 Government Communications Forum

JICS Communications attended the Government Communications Forum Meeting, which was held on the 26th August 2019. Below is a short summary of the feedback presented to MANCO.

#### Messaging

Messaging is not sustainable when just one person speaks. One message, many voices, so it becomes your template to develop your own communication strategy.

- Section 195g of the constitution stipulates that the public should be provided with information that is timely, accessible and accurate.
- Setting the agenda: community media and outreach, continuous shift in the manner in which public consume information.

### **Importance of Communication**

There is a lack of appreciation of the strategic importance of communication by departments and clusters. Out of 205 communicators, only 126 had approved and funded communication strategies in 2018/2019 compared to 101 in 2019/2020.

Cluster system not functioning optimally even on communication. Inadequate training – GCIS could not enforce training proposals. Unable to pull resources together. Content sourced was untrustworthy.

5% of the Departments budget (ring-fenced) must be given to communications in order to be able to use these social media platforms to communicate.

### **Communication Approach**

The theme for this sixth administration is: Let's Grow South Africa Together

Central Vision: Inequality, unemployment and poverty

- Create activism in building a better South Africa
- Encourage citizens with ideas to grow our country
- We should be willing to be led in some instances
- Message should be inspirational, informative and inclusive.
- Message to be believable, truthful, transparent, reliable and consistent
- Proactively drive the communication agenda through a holistic and integrated approach
- Communication must take on a developmental role
- Be vigilant on matters requiring timeous responses
- Better enable media development and diversity to ensure robust public discourse.
- Communication is critical part of government
- Variations of the theme (campaigns are permitted but the central element of growing South Africa Together should resonate)

### **Broad Objectives**

- Build social partners
- Economic transformation – broadening participation
- National building, unity and social solidarity
- Fighting crime and corruption in both private and public sections.

### **Reporting, monitoring and evaluation**

The MTSF forms the basis of the government's annual performance plan to support the communication system – informs Cluster programmes spelt out in the SONA.

- Sets the norms and standards for government communication
- Compliance: measures the work of the clusters – specifically their compliance with the communication policy.



